

# Exclusive

## Floor Supply, Inc.

Flooring Adhesives • Tools • Supplies • Underlayments  
4303-H Pleasantdale Road • Doraville, GA 30340  
1-800-981-3407 • 770-840-7900 • FAX 770-840-0035

# PRODUCT INFORMATION

## EXCLUSIVE 395 ULTRA PREMIUM ADHESIVE Non-toxic – Non-flammable

### 1. DESCRIPTION

395 is a solvent-free multi-purpose latex-based adhesive formulated to provide exceptional performance in a variety of applications. This fast tack adhesive provides ample work time and develops an extremely high final bond strength. Because 7300 is solvent free, it can be used in all public applications. This product contains no known hazardous materials and is anti-microbial in both the wet and dry stages.

### 2. SPECIFICATIONS

395 Floor Covering Adhesive is recommended for installing the following:

#### A. CARPETS

Duragon backed  
Jute  
Kangaback  
High Density foam  
Hot Melt / Thermoplastic  
Latex unitary  
ActionBac®  
Treated urethanes  
Dow Enhancer  
Woven  
Woven Polypropylene

#### B. RESILIENT FLOOR COVERINGS

Felt and Mineral backed sheet goods

#### C. TILE

V.C.T.

### 3. TECHNICAL DATA

#### FREEZE-THAW STABILITY:

Stable above 10°F. Protect from freezing. DO NOT store outdoors. If frozen, thaw completely at 72°F then stir. Check for suitability before using for installation. All adhesives work better before freezing.

**SHELF LIFE:** Minimum one year at 70°F

#### TYPICAL COVERAGE:

Depends on trowel notch size, floor and backing porosity.

**OPEN TIME:** Depends on trowel notch size, humidity, temperature of floor and circulation of air.

**COLOR:** Off White

#### CLASS A FLAMMABILITY CERTIFICATION:

Passed Tunnel Test ASTM No. E84-70 identical test method to ANS No. 2-5, NFPA No. 755, UL No. 723, and UBC42-1.

**CONSISTENCY – VISCOSITY:** Trowelable mastic.

**CLEAN-UP:** - Use water when adhesive is wet. Clean wet or dry with All-Purpose Non-flammable Solvent.

#### LIMITATIONS:

Do Not expose newly covered floors to heavy traffic for 72 hours.

Do not wet clean for 30 days. *For Professional Use Only.*

### 4. DIRECTIONS

1. Floor must be clean, dry, smooth and free of any foreign matter that would interfere with the good bond. Fill all cracks and depressions with the proper floor patch. The floor, floor covering and adhesive must be conditioned at 0°F with the relative humidity between 25 and 65% for at least 48 hours before and 72 hours after installation.

#### 2. Approved Floors:

Plywood, hardboard underlayment, Association Grade particleboard underlayment, existing well-bonded resilient floor

covering, concrete (see moisture test), above, on or below grade in the absence of moisture and excessive alkali.

#### 3. Surface Preparation:

Floor must be clean, smooth, dry and free of foreign matter that would interfere with a good bond. Fill all cracks and depressions with a suitable floor patch.

#### 4. Climate Conditioning:

The area to be installed, adhesive and floor covering material should be conditioned at 70°F and at a relative humidity between 25% and 65% for 24 hours prior to installation and 48 hours after installation. If adhesive removal chemicals have been used to prepare floor, use "Overcoat" before applying adhesive.

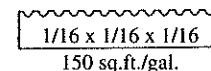
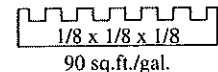
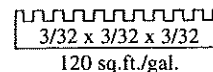
#### 5. Moisture Test:

All concrete floors should be tested for moisture emission rate by utilizing an anhydrous calcium chloride moisture test kit, (available from installation supply distributors) following kit manufacturer's instructions precisely to determine moisture emissions in lbs./1000 sq.ft./24 hrs. No more than 3.5 lbs/1000 sq.ft/24 hrs. of vapor emissions should be present in the concrete.

#### 6. Alkalinity Test:

A pH range of 5 - 9 is satisfactory. A reading above 9 requires corrective measures before installing floor covering.

#### 7. Trowel Notch Size Recommendations:



#### CARPET

150 sq.ft./gal.

• Residential: 3/32" x 3/32" x 3/32" U-Notch  
Coverage - approximately 120 sq. ft./gal.

• Commercial: 1/8" x 1/8" x 1/8" U-Notch  
Coverage - approximately 90 sq.ft./gal.

• Sheet Goods: felt backed 1/16" x 1/16" x 1/16" U-Notch  
Coverage - 150 sq.ft./gal. (*not for vinyl back*)

#### TILE

• V.C.T.: 1/16" x 1/32" x 1/32" U-Notch  
Coverage - approximately 200 sq.ft./gal.

### 5. APPLICATION INSTRUCTIONS:

A. Apply adhesive with a notched trowel (See trowel recommendations).

B. Sheet goods should be laid into wet adhesive immediately. Roll entire installation with a suitable roller in both directions immediately to remove trapped air and to ensure proper adhesive transfer.

C. Carpet - when installing non-porous carpet or when floor is non-porous, let adhesive get tacky before laying carpet into adhesive. Press down on surface of carpet with a 2"x4" x 2' block or a piece of carpet tube. (Do not use heavy linoleum type rollers on carpet - 30 to 50 lb. roller maximum.) Do not wet clean carpet for 30 days.

**6. SEAMING:** Follow directions of carpet or sheet goods manufacturer. For carpet use Latex Seam Adhesive.

#### CAUTION: Use adequate ventilation.

Avoid prolonged contact with skin, and breathing of vapors. After using, be sure to wash your hands thoroughly, particularly before eating.

